

Overview William Blair Fixed Income Funds

BOND FUND

Index: Bloomberg Barclays U.S. Aggregate Index ¹	
Inception Date:	5/1/07
Class I Shares:	WBFIX
Class N Shares:	WBBNX

INCOME FUND

Index: Bloomberg Barclays Intermediate Govt./Credit Bond Index ²	
Inception Date:	10/1/90
Class I Shares:	BIFIX
Class N Shares:	WBRRX

LOW DURATION FUND

Index: BofA/Merrill Lynch 1-Year U.S. Treasury Note Index ³	
Inception Date:	12/1/09
Class I Shares:	WBLIX
Class N Shares:	WBLNX

INVESTMENT MINIMUMS

Class I shares:	\$500,000
Class N shares:	\$2,500

Class N shares are available to the general public without a sales load. Class I shares are available to investors who meet certain eligibility requirements.

“The Funds pursue a highly selective approach to security selection that results in a best-ideas portfolio of securities. Portfolio construction parameters are overlaid to ensure consistent execution of the Funds’ strategies.”

Thomas Brennan, CFA
Fixed Income Specialist



WHY CONSIDER WILLIAM BLAIR FIXED INCOME?

- **Differentiated Approach:** We apply a highly selective approach to identify best ideas in the corporate and mortgage-backed securities (“MBS”) sectors that larger managers may not be able to execute due to size or quality constraints.
- **Stable Team:** Our team has worked together since 2006—before, during and after the global financial crisis.
- **Aligned Interests:** Our broad-based ownership structure—we’re 100% active employee-owned—aligns with our clients’ long-term interests and helps retain our seasoned investment professionals.

INVESTMENT PHILOSOPHY

We believe that “core” fixed income implies that its role in a portfolio is to be a counterbalance against riskier asset classes, requiring a conservative management style.

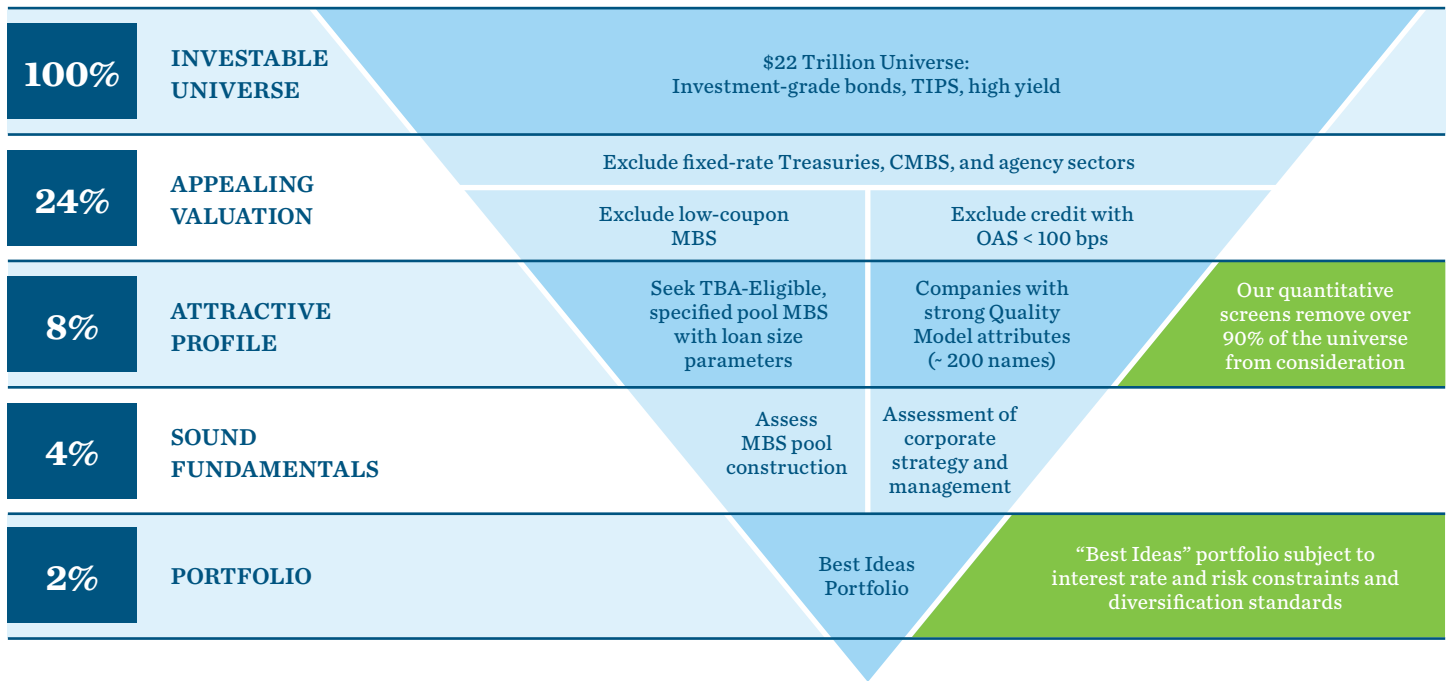
Actively Managed	We seek to capitalize on the inefficiencies created by mega-managers, institutional biases, and credit-rating rigidities. We focus 100% of our energy on the 20% of the fixed-income market that offers compelling value characteristics.
Interest Rate Timing is Unreliable Source of Return	We seek to minimize the impact of active duration and yield-curve positioning decisions when constructing portfolios
Robust Risk Management	Ingrained in process from security selection to portfolio construction <ul style="list-style-type: none"> • Low loan balance agency MBS pools • Proprietary Quality Model for corporate bonds • Portfolio construction parameters

INVESTMENT APPROACH

Bond Fund		
Objective	Risk Disciplines	Credit Quality*
Current Income and Capital Appreciation	<ul style="list-style-type: none"> • Maximum 10% High Yield • 1% maximum overweight on Investment Grade issuers • 0.75% maximum overweight to High Yield and Emerging Markets issuers • Strategically avoid agency debentures and Commercial Mortgage-Backed Securities (“CMBS”) • Emphasis on liquid securities 	Maximum 10% High Yield
Income Fund		
Objective	Risk Disciplines	
Current Income	<ul style="list-style-type: none"> • 1% maximum position size on investment grade issuers • 0.75% maximum position size to Emerging Markets issuers • Strategically avoid agency debentures and CMBS • Emphasize liquid securities 	Investment Grade Only
Low Duration Fund		
Objective	Risk Disciplines	
Current Income	<ul style="list-style-type: none"> • Credit ratings of “A” or better—no high yield, no BBB-rated securities • Maximum maturity of 3 years for bonds that cannot be redeemed prior to maturity. • 2% maximum position size • Strategically avoid agency debentures and CMBS 	“A” or better

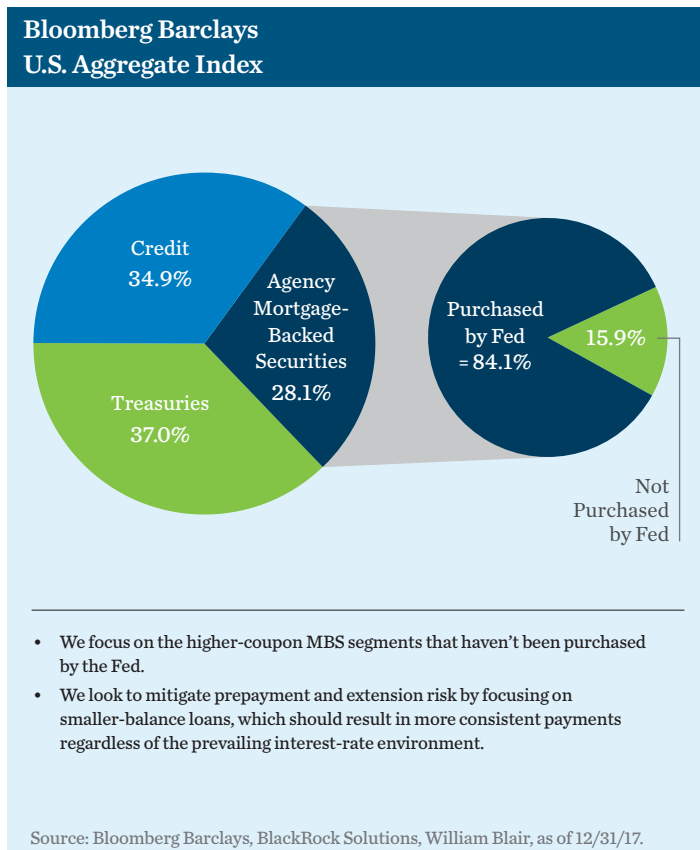
* The credit quality of a particular security or group of securities does not ensure the stability or safety of an overall portfolio. The Quality ratings of individual issues/issuers are provided to indicate the credit worthiness of such issues/issuer and generally range from AAA, Aaa, or AAA (highest) to D, C, or D (lowest) for S&P, Moody’s, and Fitch respectively. High-yield, lower-rated, securities involve greater risk than higher-rated securities; portfolios that invest in them may be subject to greater levels of credit and liquidity risk than portfolios that do not.

FIXED INCOME INVESTMENT PROCESS

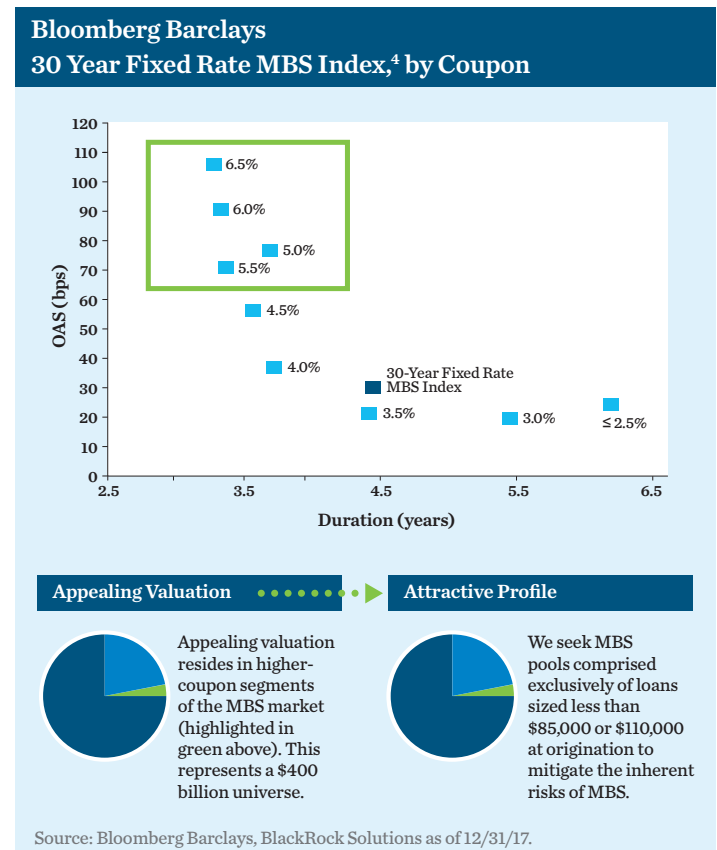


MORTGAGE-BACKED SECURITIES

WHERE WE FIND VALUE



SCREENING PROCESS



INVESTMENT PERFORMANCE

William Blair Fixed Income Funds' Performance % (as of 12/31/17)										
	QTD	YTD	1YR	3YR	5YR	10 YR or Since Inception	Gross Expense Ratio*	Net Expense Ratio*	Inception Date	
Bond Fund (Class I)	0.72	4.16	4.16	2.86	2.51	4.92	0.58	0.50	5/1/07	
Bond Fund (Class N)	0.67	3.83	3.83	2.64	2.31	4.74	0.82	0.65	5/1/07	
Bloomberg Barclays U.S. Aggregate Index ¹	0.39	3.54	3.54	2.24	2.10	4.01	—	—	—	
Income Fund (Class I)	0.04	1.68	1.68	1.69	1.37	3.20	0.57	—	10/1/99	
Income Fund (Class N)	-0.12	1.46	1.46	1.42	1.14	2.98	0.79	—	10/1/90	
Bloomberg Barclays Intermediate Govt./Credit Bond Index ²	-0.20	2.14	2.14	1.76	1.50	3.32	—	—	—	
Low Duration Fund (Class I)	0.16	0.91	0.91	0.87	0.67	1.18	0.59	0.50	12/1/09	
Low Duration Fund (Class N)	0.24	0.84	0.84	0.67	0.52	1.03	0.83	0.65	12/1/09	
BofA Merrill Lynch 1-Year U.S. Treasury Note Index ³	0.01	0.57	0.57	0.49	0.38	0.42	—	—	—	

*Expenses shown are as of the most recent prospectus. The Fund's advisor has contractually agreed to waive fees and/or reimburse expenses to limit Fund operating expenses until 4/30/18.

Performance cited represents past performance. Past performance does not guarantee future results and current performance may be lower or higher than the data quoted. Returns shown assume reinvestment of dividends and capital gains. Investment returns and principal will fluctuate with market and economic conditions and you may have a gain or loss when you sell shares. For the most current month-end performance information, please call +1 800 742 7272, or visit our website at www.williamblairfunds.com.

FUND FACTS & STATISTICS

Key Fund Facts & Statistics (as of 12/31/17)								
	AUM (Millions)	# of Holdings	Trailing 1-Year Turnover (%)	Average Maturity (years)	Duration	Cash* (%)	30-Day SEC Yield ⁵ (%) (Class I)	30-Day SEC Yield ⁵ (%) (Class N)
Bond Fund	\$560	239	17.3	9.1	5.8	0.7	2.52	2.32
Income Fund	\$91	119	37.0	4.1	3.2	0.8	1.88	1.69
Low Duration Fund	\$233	184	108.7	1.7	0.9	6.5	1.54	1.42

PORTFOLIO MANAGEMENT



**Christopher Vincent, CFA,
Partner**
Head of Fixed Income Team,
Portfolio Manager
Started in Industry: 1983
Education: M.B.A., Saint Louis Univ.;
B.S., Univ. of Missouri



Paul J. Sularz
Portfolio Manager
Started in Industry: 1990
Education: M.B.A., Univ. of Chicago;
B.A., Univ. of Illinois

DISCLOSURE

1 The Bloomberg Barclays U.S. Aggregate Index is an unmanaged index that represents the investment grade bond market. It is composed of securities from the Barclays Treasury, Government-Related, Corporate and Securitized Indices.

2 The Bloomberg Barclays Intermediate Government/Credit Bond Index indicates broad intermediate government/corporate bond market performance.

3 The BofA/Merrill Lynch 1-Year U.S. Treasury Note Index is comprised of a single U.S. Treasury Note issue purchased at the beginning of the month and held for a full month. Each month the index is rebalanced and the issue selected is the outstanding U.S. Treasury Note that matures closest to, but not beyond, one year from the rebalancing date. The Indexes are unmanaged, do not incur fees or expenses, and cannot be invested in directly.

4 The Bloomberg Barclays U.S. Mortgage Backed Securities Index tracks agency mortgage backed pass-through securities issued by GNMA, FNMA, and FHLMC.

5 The SEC standardized yield is computed under an SEC standardized formula and reflects an estimated yield to maturity (assuming all portfolio securities are held to maturity).

* Cash represents cash and any short-term or overnight investments held by the Fund. It does not reflect the impact of any executed investment trades that have not reached their settlement date by quarter end. Source: William Blair, Blackrock Solutions

Duration is a measure of an investment's price sensitivity to interest rate changes, expressed in years.

Option-Adjusted Spread (OAS) is a measure of a bond's incremental yield earned over similar duration U.S. Treasuries. This metric considers the likelihood that a bond will be called or prepaid before maturity.

BOND FUND RISKS: The Fund's returns will vary, and you could lose money by investing in the Fund. Investing in the bond market is subject to certain risks including market, interest-rate, issuer, credit, and inflation risk; investments may be worth more or less than the original cost when redeemed. Current conditions may result in a rise in interest rates, which in turn may result in a decline in the value of the fixed income investments held by the fund. Convertible securities may be called before intended, which may have an adverse effect on investment objectives. The Fund's investments in below investment grade securities may have additional credit risk. In some cases, below investment grade securities may decline in credit quality or go into default. High-yield, lower-rated, securities involve greater risk than higher-rated securities; portfolios that invest in them may be subject to greater levels of credit and liquidity risk than portfolios that do not.

INCOME FUND RISKS: The Fund's returns will vary, and you could lose money by investing in the Fund. As interest rates rise, bond prices will fall and bond funds become more volatile. The Fund is subject to credit risk. The Fund's net asset value and total return may be adversely affected by the inability of the issuers of the Fund's securities to make interest payments or payment at maturity. The Fund's investments in obligations issued or guaranteed by U.S. Government agencies or instrumentalities may not be backed by the full faith and credit of the United States and may differ in the degree of support provided by the U.S. Government. The Fund is also subject to interest rate and foreign investments risk. Foreign investments often involve additional risks, including political instability, differences in financial reporting standards and less stringent regulation of securities markets. Rule 144A securities are not registered for resale in the general securities market and may be classified as illiquid. It may not be possible to sell or otherwise dispose of illiquid securities both at the price and within a time period deemed desirable by the Fund. Investments with longer maturities, which typically provide higher yields than securities with shorter maturities, may subject the Fund to increased price changes resulting from market yield fluctuations. The Fund's investments in collateralized mortgage obligations are subject to prepayment and extension risk. Prepayment of high interest rate mortgage-backed securities during times of declining interest rates will tend to lower the return of the Fund and may even result in losses to the Fund if the prepaid securities were acquired at a premium. Slower prepayments during periods of rising interest rates may increase the duration of the Fund's mortgage-backed securities and asset-backed securities and reduce their value.

LOW DURATION FUND RISKS: The Fund's returns will vary, and you could lose money by investing in the Fund. The Fund's investments in obligations issued or guaranteed by U.S. Government agencies or instrumentalities may not be backed by the full faith and credit of the United States and may differ in the degree of support provided by the U.S. Government. As interest rates rise, bond prices will fall and bond funds become more volatile. The Fund is subject to credit risk. The Fund's net asset value and total return may be adversely affected by the inability of the issuers of the Fund's securities to make interest payments or payment at maturity. International investing involves special risk considerations, including currency fluctuations, lower liquidity, economic and political risk. Investing in emerging markets can increase these risks, including higher volatility and lower liquidity. The Fund's investments in collateralized mortgage obligations are subject to prepayment and extension risk. Prepayment of high interest rate mortgage-backed securities during times of declining interest rates will tend to lower the return of the Fund and may even result in losses to the Fund if the prepaid securities were acquired at a premium. Slower prepayments during periods of rising interest rates may increase the duration of the Fund's mortgage-backed securities and asset-backed securities and reduce their value. This is not a money market fund. Rule 144A securities are not registered for resale in the general securities market and may be classified as illiquid. It may not be possible to sell or otherwise dispose of illiquid securities both at the price and within a time period deemed desirable by the Fund.

Please carefully consider the Fund's investment objective, risks, charges, and expenses before investing. This and other information is contained in the Fund's prospectus, which you may obtain by calling +1 800 742 7272. Read it carefully before you invest or send money. Investing includes the risk of loss.

This content is for informational and educational purposes only and not intended as investment advice or a recommendation to buy or sell any security. Investment advice and recommendations can be provided only after careful consideration of an investor's objectives, guidelines, and restrictions.

Distributed by William Blair & Company, L.L.C., member FINRA/SIPC

NOT FDIC INSURED | NO BANK GUARANTEE | MAY LOSE VALUE

Copyright © 2018 William Blair & Company, L.L.C. "William Blair" is a registered trademark of William Blair & Company, L.L.C.